



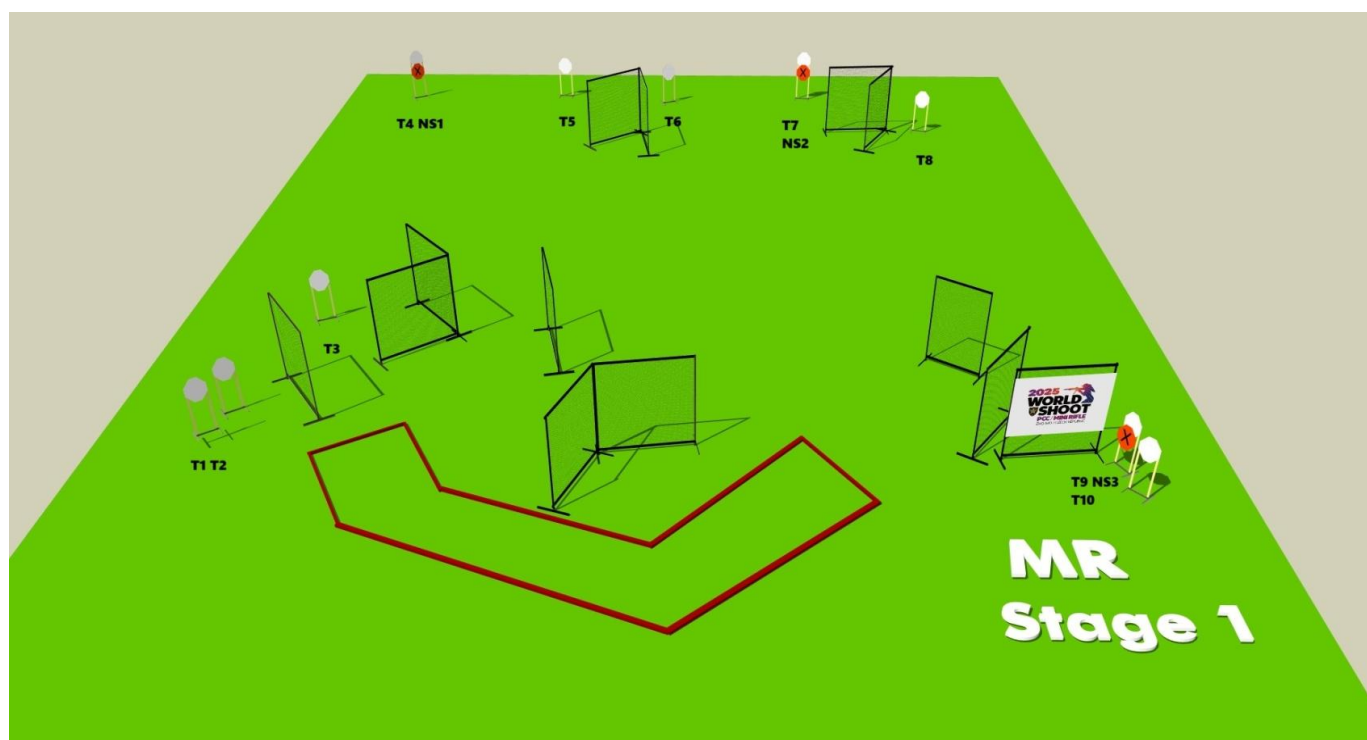




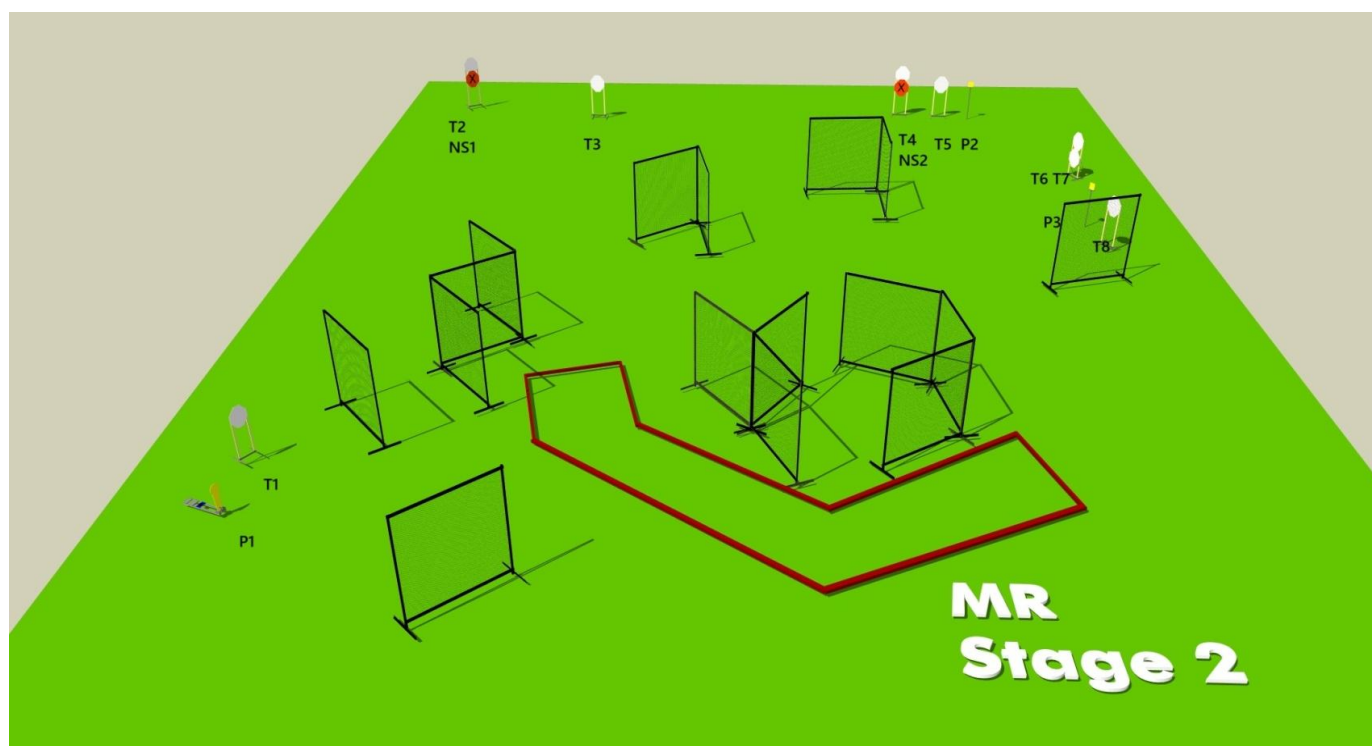






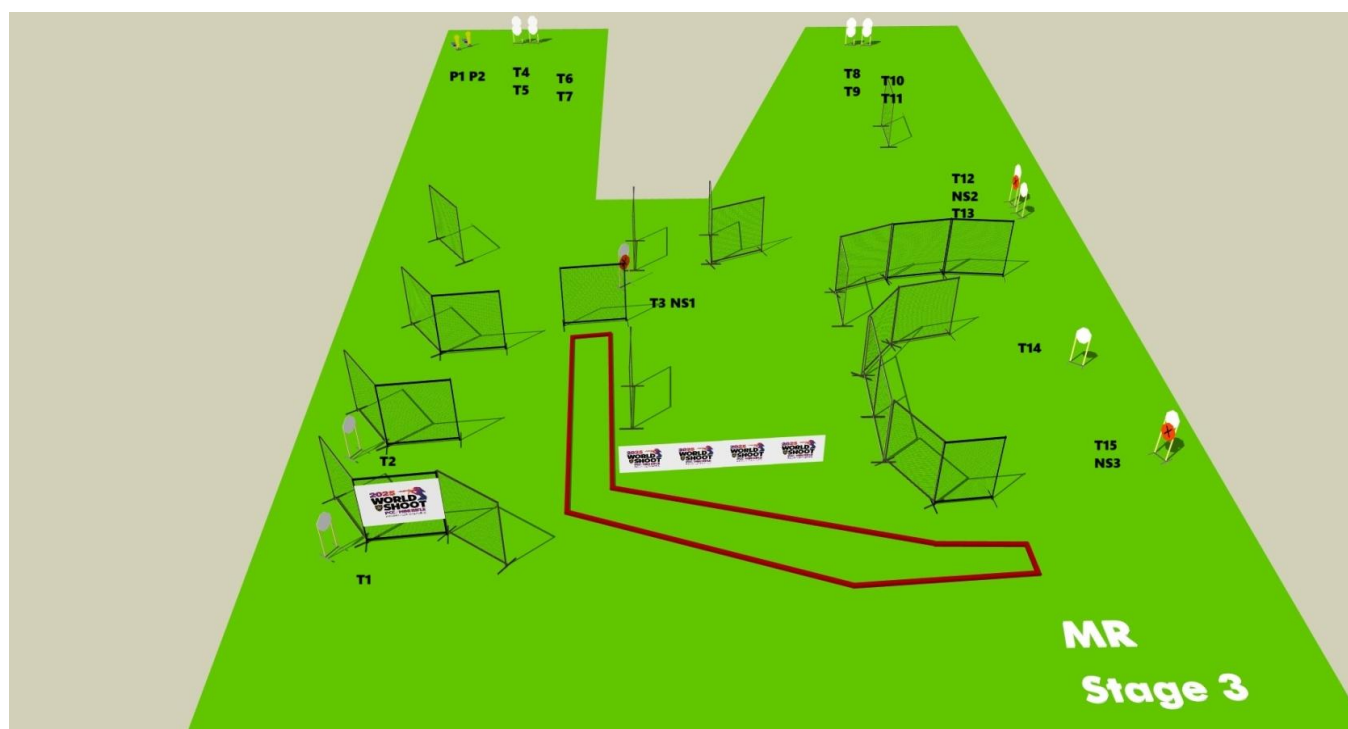
stage 1		  
	20	10
Shooting Range Hodonice		
Stage type	Medium Course	
Targets	10 IPSC Targets	
Minimum number of rounds	20	
Distance	2 - 25 meters	
The Rifle Ready Condition	Option 1	
Start position	Anywhere in the designated area as demonstrated	
Competitor ready condition	Rule 8.2.2 (Appendix E1) (As per photo)	
Rifle position at start (Other than normal)		
Time starts	On audible signal	
Procedure	After the start signal, engage all targets.	
Safety angles	90 degrees left / right, top of the back berm	







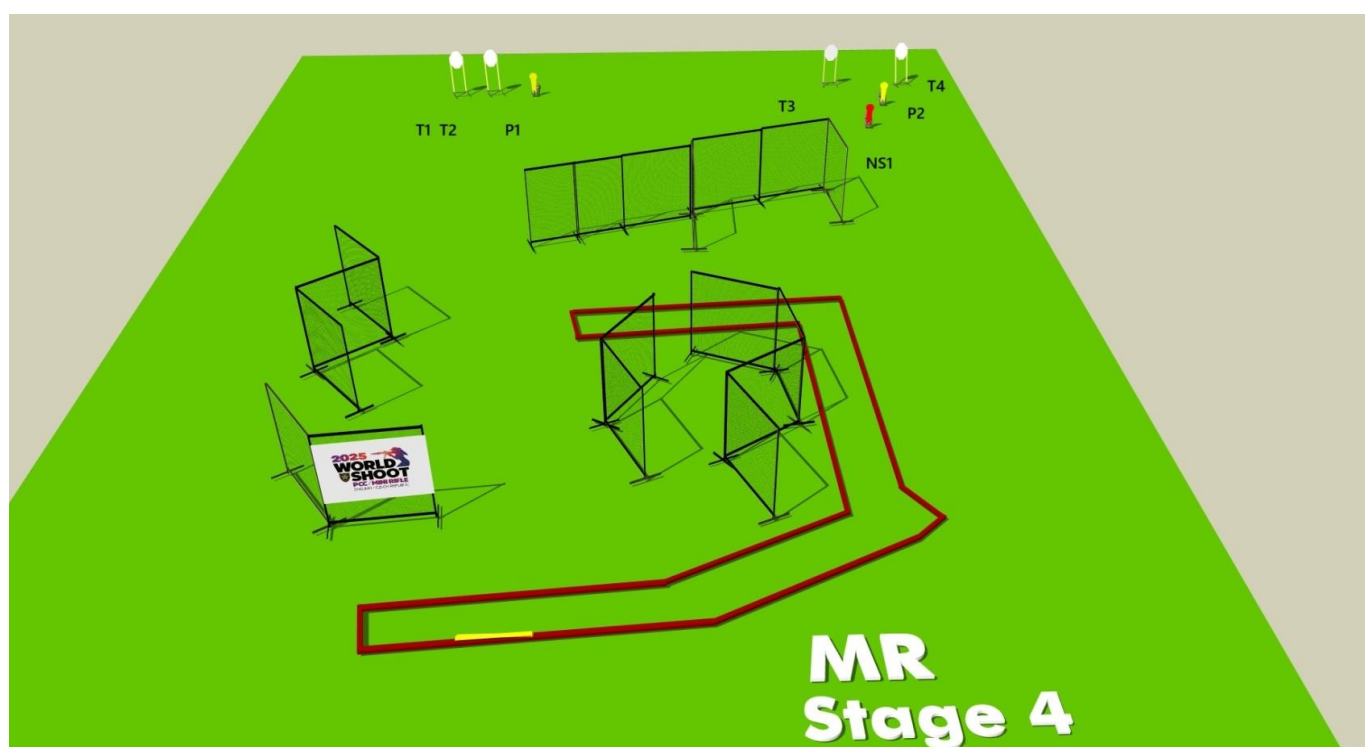
stage 2				
	19	8	1	2
Shooting Range Hodonice				
Stage type	Medium Course			
Targets	8 IPSC MiniTargets, IPSC MiniPopper, 2 IPSC MiniRifle MetalPlates			
Minimum number of rounds	19			
Distance	11 - 28 meters			
The Rifle Ready Condition	Option 1			
Start position	Anywhere in the designated area as demonstrated			
Competitor ready condition	Rule 8.2.2 (Appendix E1) (As per photo)			
Rifle position at start (Other than normal)				
Time starts	On audible signal			
Procedure	After the start signal, engage all targets.			
Safety angles	90 degrees left / right, top of the back berm			







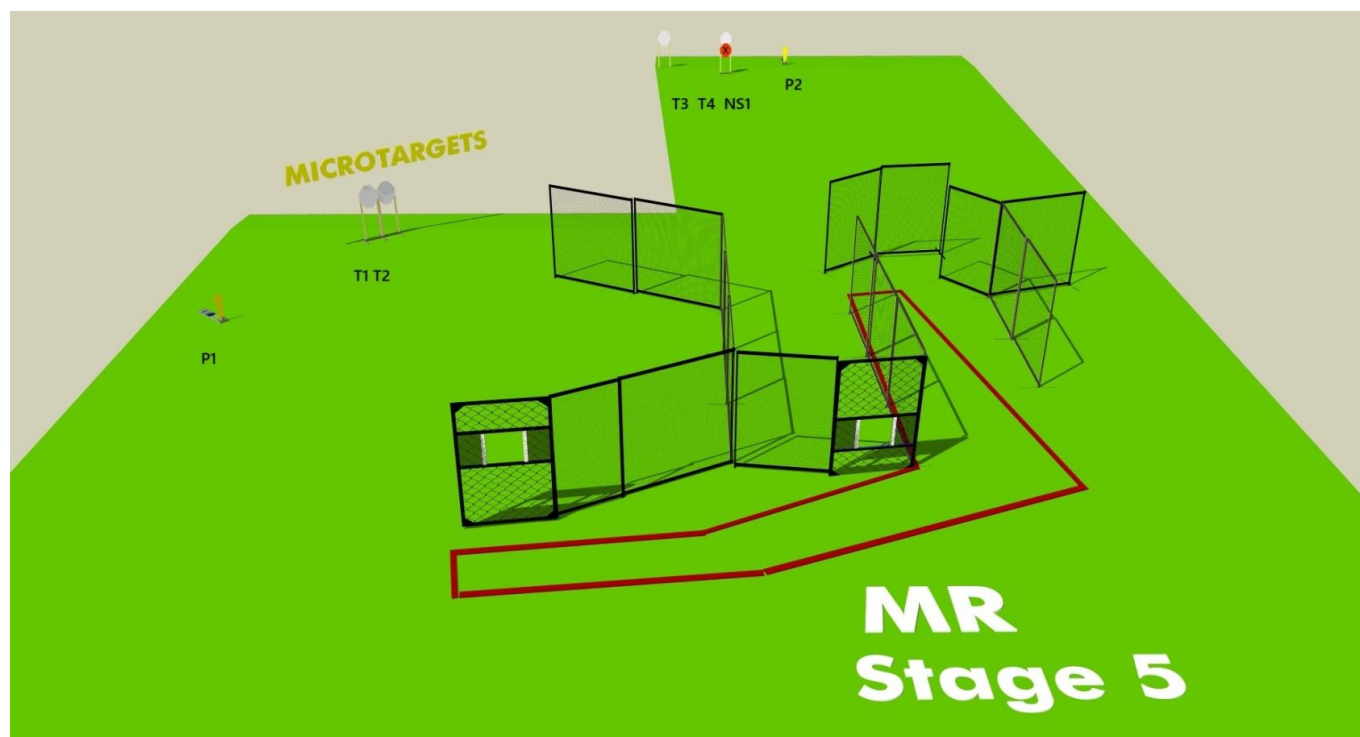
stage 3				
	32	15	2	
Shooting Range Hodonice				
Stage type	Long Course			
Targets	15 IPSC MiniTargets, 2 IPSC MiniPoppers			
Minimum number of rounds	32			
Distance	7 - 51 meters			
The Rifle Ready Condition	Option 1			
Start position	Anywhere in the designated area as demonstrated			
Competitor ready condition	Rule 8.2.2 (Appendix E1) (As per photo)			
Rifle position at start (Other than normal)				
Time starts	On audible signal			
Procedure	After the start signal, engage all targets.			
Safety angles	90 degrees left / right, top of the back berm			







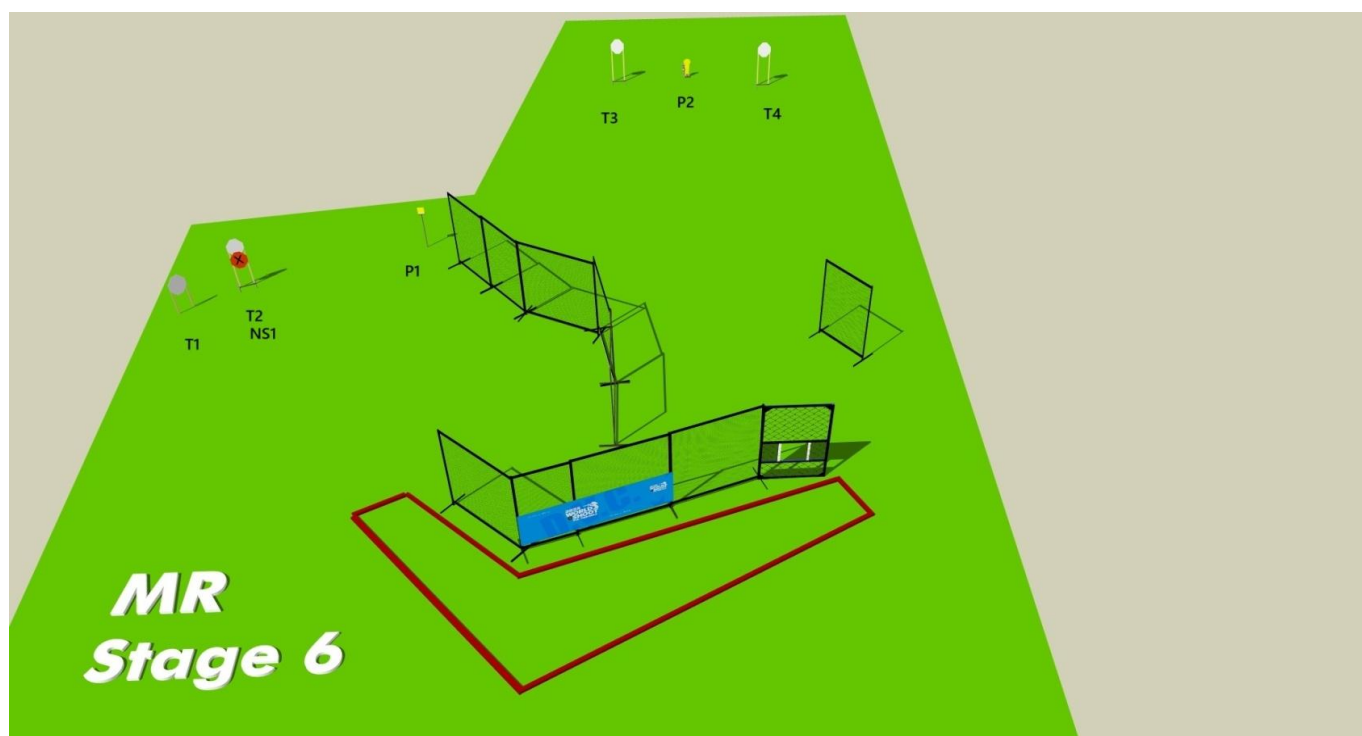
stage 4				
	10	4	2	
Shooting Range Hodonice				
Stage type	Short Course			
Targets	4 IPSC MiniTargets, 2 IPSC MiniPoppers			
Minimum number of rounds	10			
Distance	26-27 meters			
The Rifle Ready Condition	Option 1			
Start position	On mark in the designated area as demonstrated			
Competitor ready condition	Rule 8.2.2 (Appendix E1) (As per photo)			
Rifle position at start (Other than normal)				
Time starts	On audible signal			
Procedure	After the start signal, engage all targets.			
Safety angles	90 degrees left / right, top of the back berm			







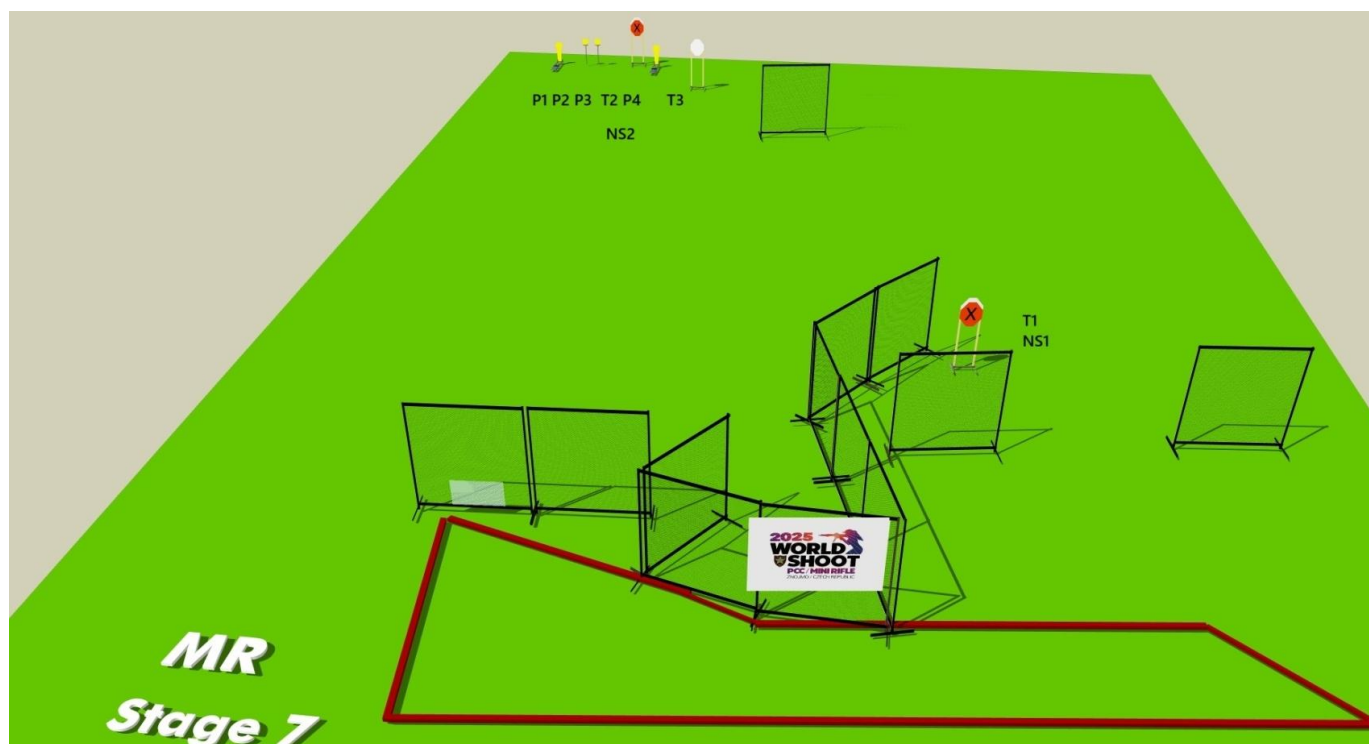
stage 5				
	10	4	2	
Shooting Range Hodonice				
Stage type	Short Course			
Targets	2 IPSC MiniTargets, 2 IPSC MicroTargets,, 2 IPSC MiniPoppers			
Minimum number of rounds	10			
Distance	11 - 26 meters			
The Rifle Ready Condition	Option 1			
Start position	Anywhere in the designated area as demonstrated			
Competitor ready condition	Rule 8.2.2 (Appendix E1) (As per photo)			
Rifle position at start (Other than normal)				
Time starts	On audible signal			
Procedure	After the start signal, engage all targets.			
Safety angles	90 degrees left / right, top of the back berm			







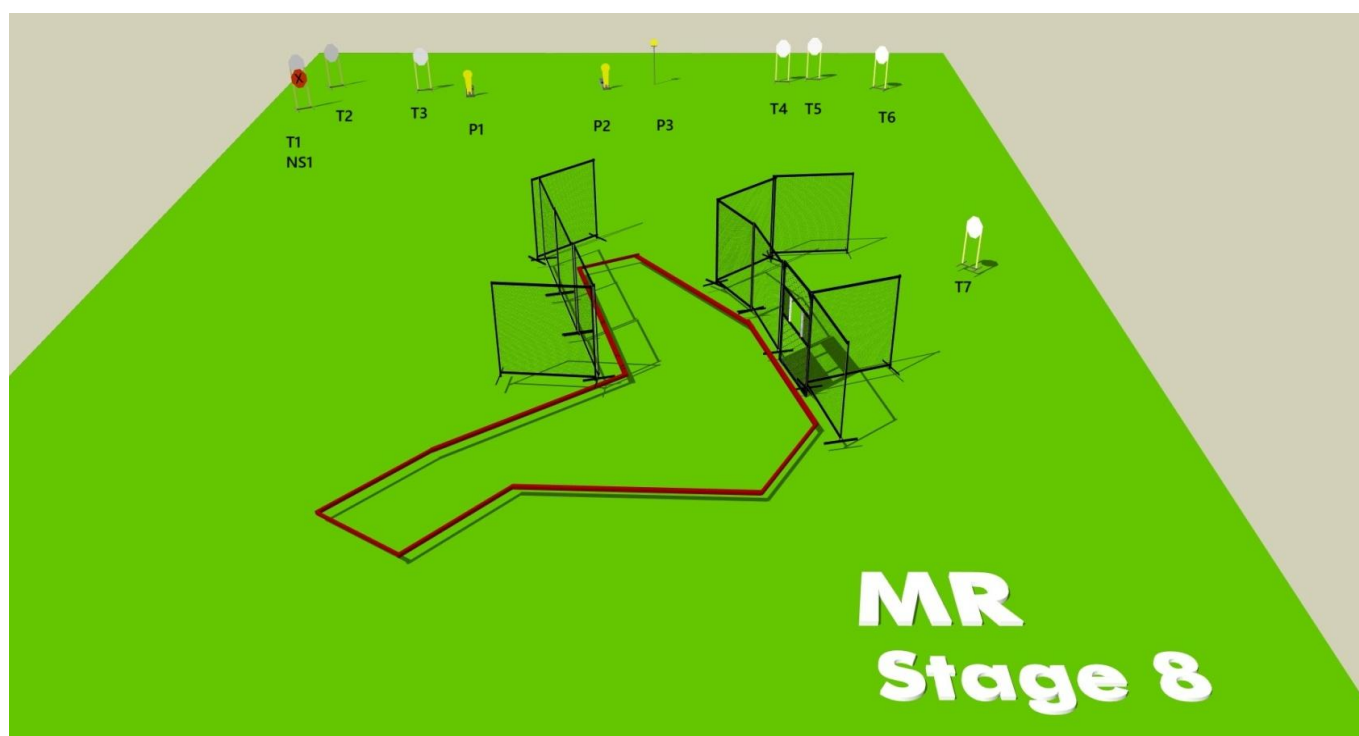
stage 6				
	10	4	1	1
Shooting Range Hodonice				
Stage type	Short Course			
Targets	4 IPSC MiniTargets, 1 IPSC MiniPopper, 1 IPSC MiniRifle Metal Plate			
Minimum number of rounds	10			
Distance	6 - 15 meters			
The Rifle Ready Condition	Option 1			
Start position	Anywhere in the designated area as demonstrated			
Competitor ready condition	Rule 8.2.2 (Appendix E1) (As per photo)			
Rifle position at start (Other than normal)				
Time starts	On audible signal			
Procedure	After the start signal, engage all targets.			
Safety angles	90 degrees left / right, top of the back berm			







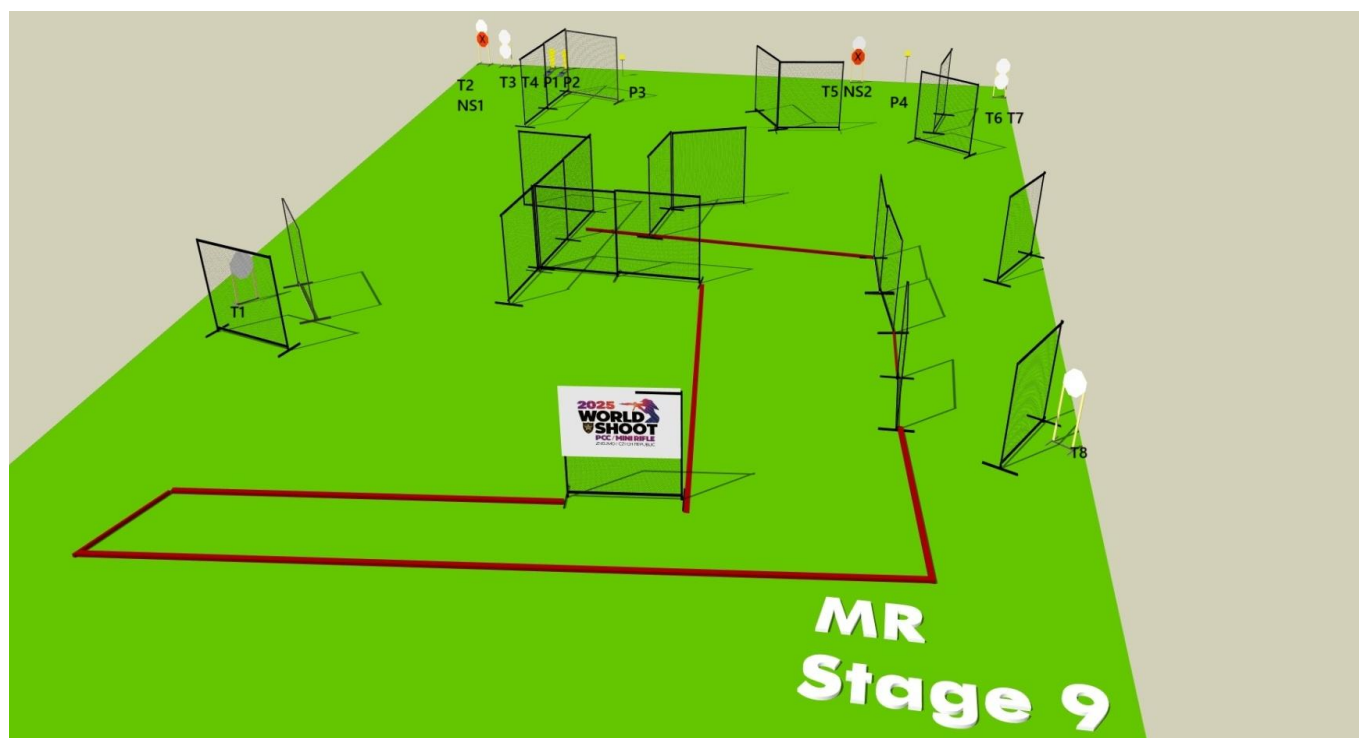
stage 7				
	10	3	2	2
Shooting Range Hodonice				
Stage type	Short Course			
Targets	3 IPSC MiniTargets, 2 IPSC MiniPoppers, 2 IPSC MiniRifle MetalPlates			
Minimum number of rounds	10			
Distance	8 - 51 meters			
The Rifle Ready Condition	Option 1			
Start position	Anywhere in the designated area as demonstrated			
Competitor ready condition	Rule 8.2.2 (Appendix E1) (As per photo)			
Rifle position at start (Other than normal)				
Time starts	On audible signal			
Procedure	After the start signal, engage all targets.			
Safety angles	90 degrees left / right, top of the back berm			







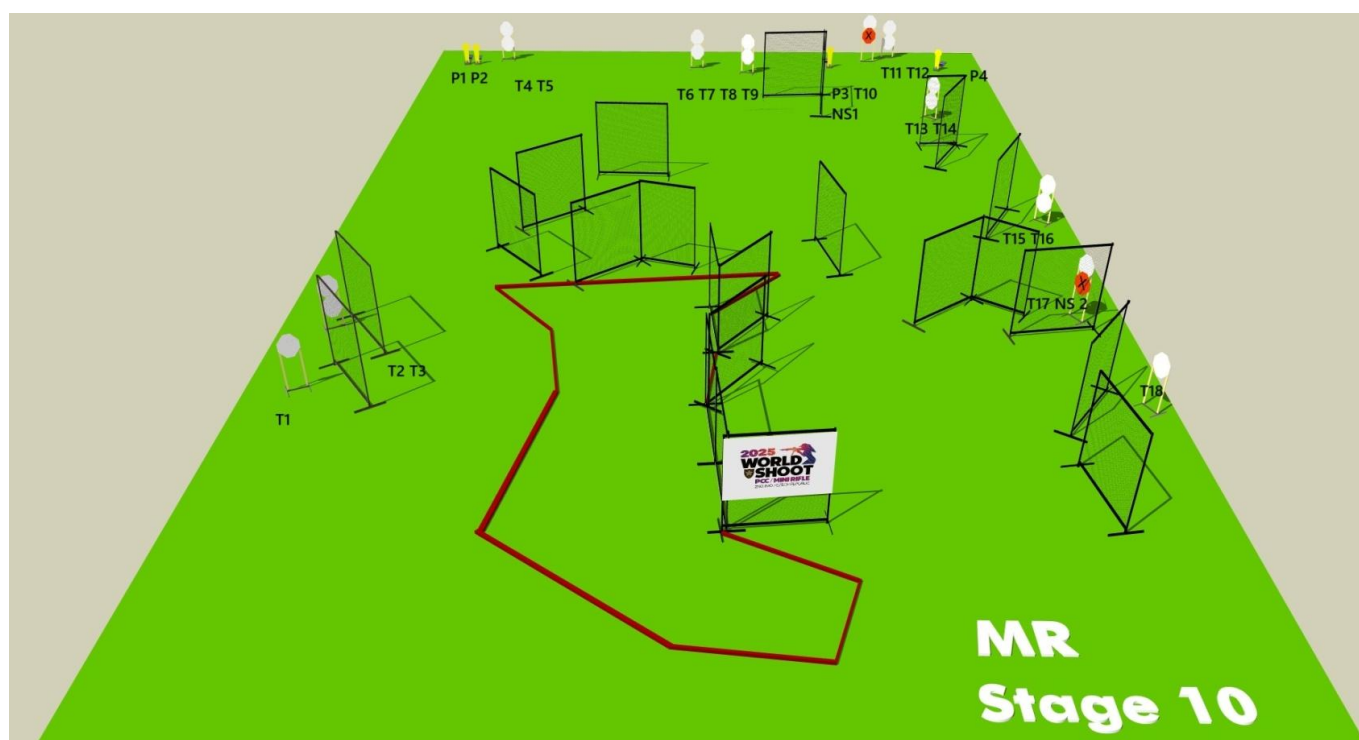
stage 8				
	17	7	2	1
Shooting Range Hodonice				
Stage type	Medium Course			
Targets	7 IPSC MiniTargets, 2 IPSC MiniPoppers, 1 IPSC MiniRifle plate			
Minimum number of rounds	17			
Distance	5 - 40 meters			
The Rifle Ready Condition	Option 1			
Start position	Anywhere in the designated area as demonstrated			
Competitor ready condition	Rule 8.2.2 (Appendix E1) (As per photo)			
Rifle position at start (Other than normal)				
Time starts	On audible signal			
Procedure	After the start signal, engage all targets.			
Safety angles	90 degrees left / right, top of the back berm			







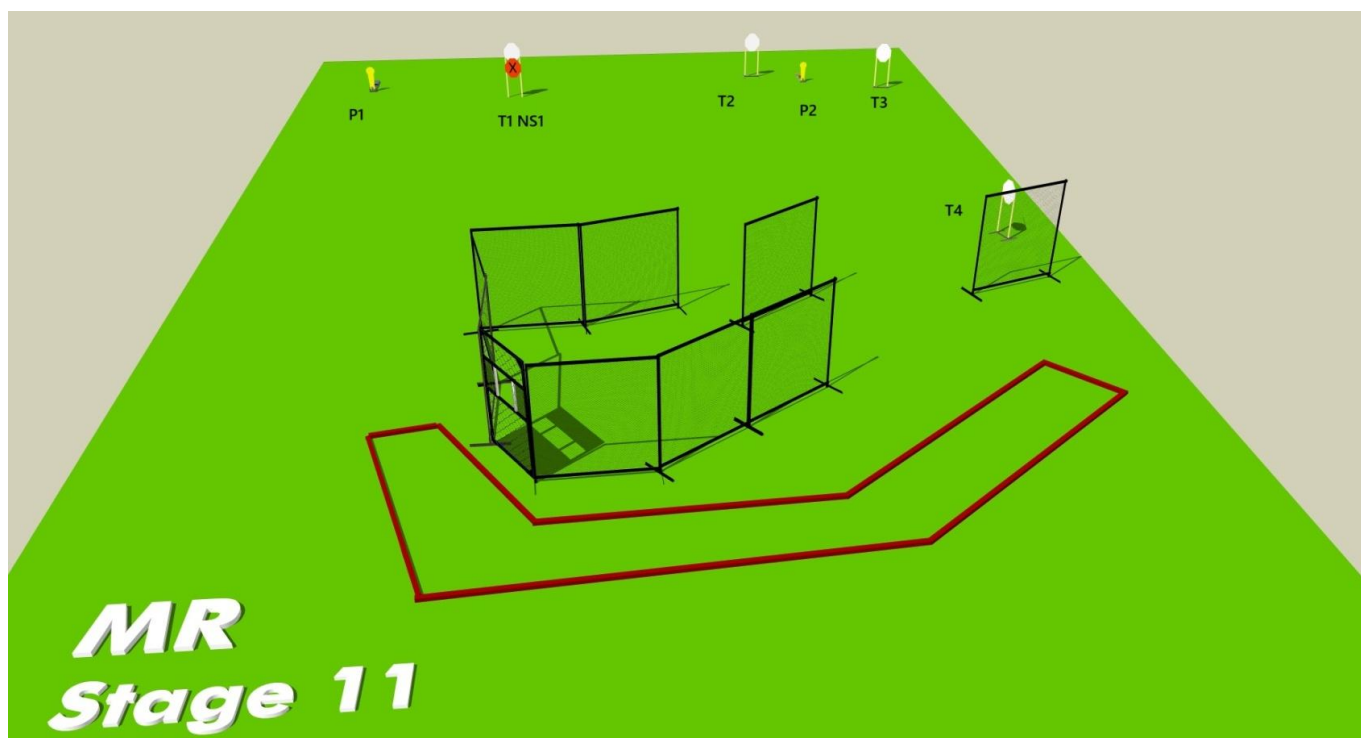
stage 9				
	20	8	2	2
Shooting Range Hodonice				
Stage type	Medium Course			
Targets	8 IPSC MiniTargets, 2 IPSC MiniPoppers, 2 IPSC miniRifle Plates			
Minimum number of rounds	20			
Distance	10 - 41 meters			
The Rifle Ready Condition	Option 1			
Start position	Anywhere in the designated area as demonstrated			
Competitor ready condition	Rule 8.2.2 (Appendix E1) (As per photo)			
Rifle position at start (Other than normal)				
Time starts	On audible signal			
Procedure	After the start signal, engage all targets.			
Safety angles	90 degrees left / right, top of the back berm			







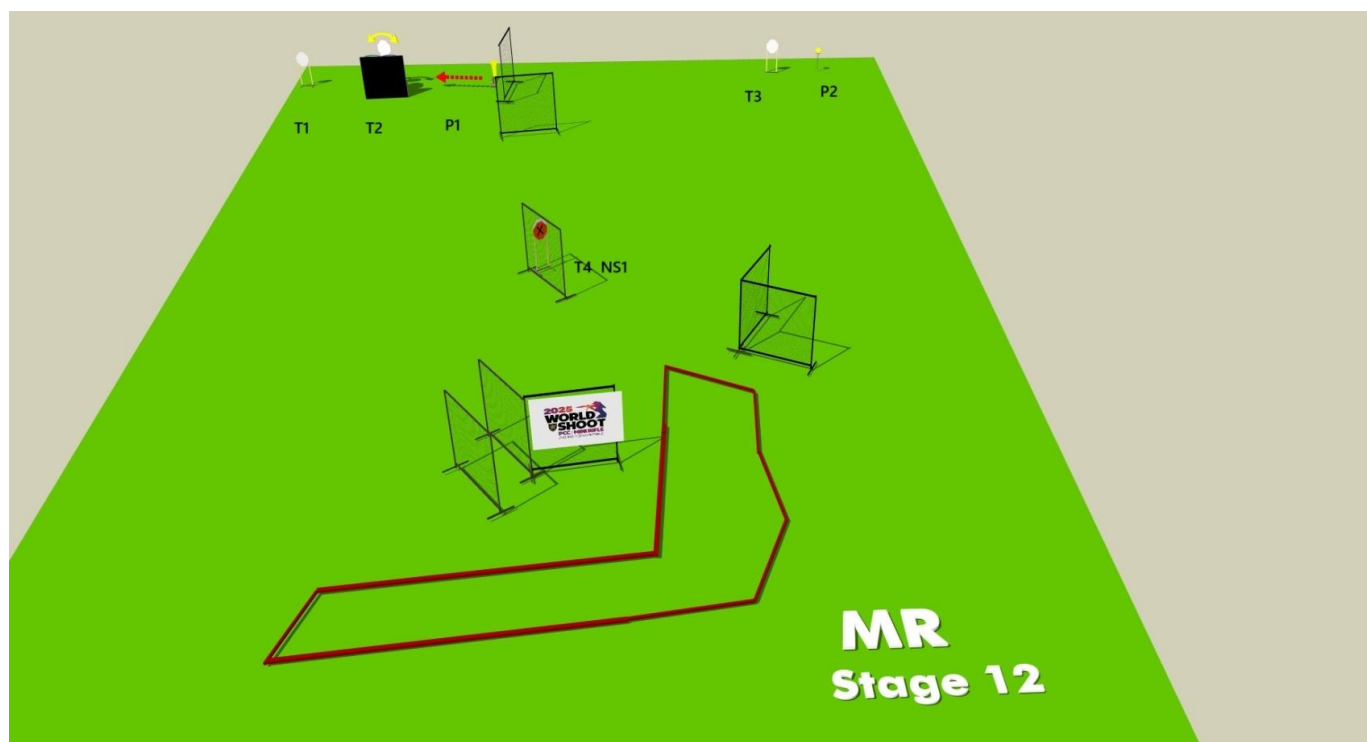
stage 10				
	40	18	4	
Shooting Range Hodonice				
Stage type	Long Course			
Targets	18 IPSC MiniTargets , 4 IPSC MiniPoppers			
Minimum number of rounds	40			
Distance	10 - 51 meters			
The Rifle Ready Condition	Option 1			
Start position	Anywhere in the designated area as demonstrated			
Competitor ready condition	Rule 8.2.2 (Appendix E1) (As per photo) hands, stock touching the competitor at hip level, barrel parallel to the ground, trigger guard downwards, muzzle pointing downrange with the fingers outside trigger guard.			
Rifle position at start (Other than normal)				
Time starts	On audible signal			
Procedure	After the start signal, engage all targets.			
Safety angles	90 degrees left / right, top of the back berm			







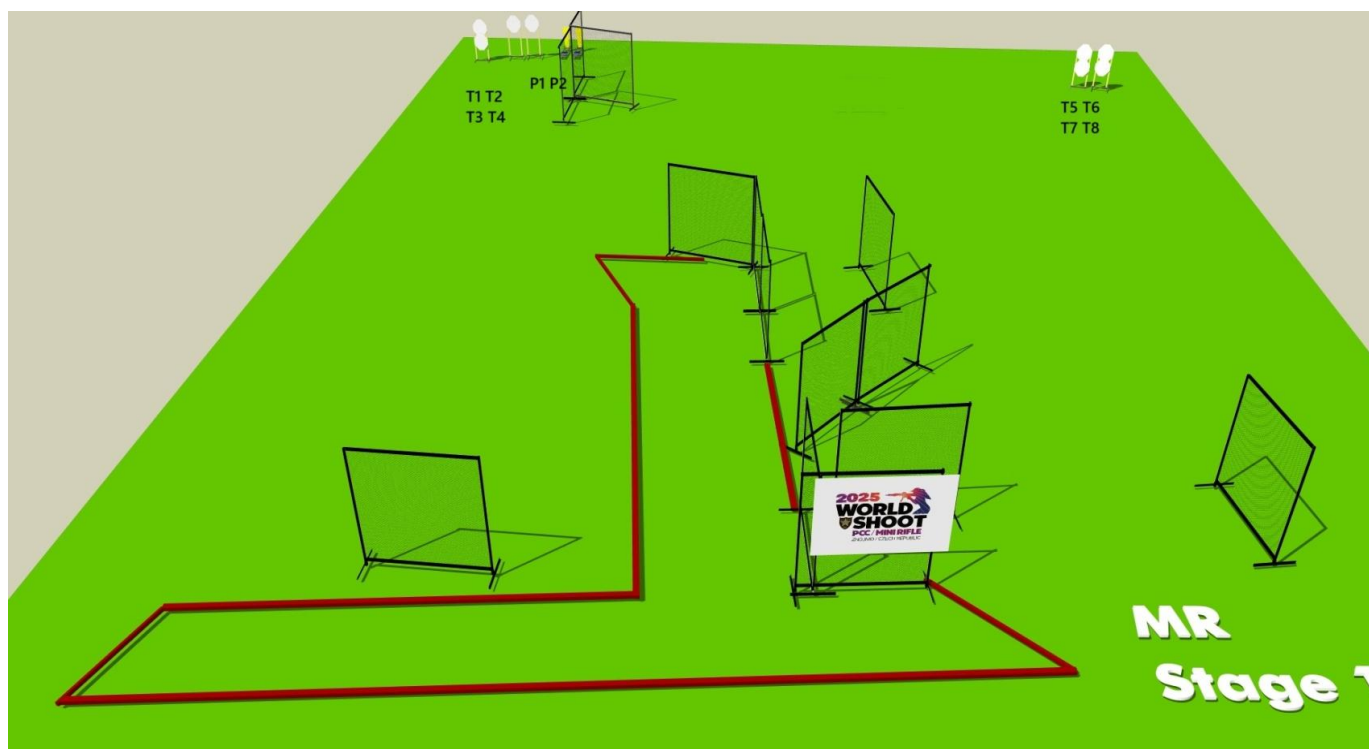
stage 11		  	
	10	4	2
Shooting Range Hodonice			
Stage type	Short Course		
Targets	4 IPSC MiniTargets, 2 IPSC MiniPoppers		
Minimum number of rounds	10		
Distance	26 - 30 meters		
The Rifle Ready Condition	Option 1		
Start position	Anywhere in the designated area as demonstrated		
Competitor ready condition	Rule 8.2.2 (Appendix E1) (As per photo) hands, stock touching the competitor at hip level, barrel parallel to the ground, trigger guard downwards, muzzle pointing downrange with the fingers outside trigger guard.		
Rifle position at start (Other than normal)			
Time starts	On audible signal		
Procedure	After the start signal, engage all targets.		
Safety angles	90 degrees left / right, top of the back berm		



stage 12				
	  			
	10	4	1	1
Shooting Range Hodonice				
Stage type	Short Course			
Targets	4 IPSC MiniTargets, 1 IPSC MiniPopper, 1 IPSC MiniRifle metal Plate			
Minimum number of rounds	10			
Distance	15 - 30 meters			
The Rifle Ready Condition	Option 1			
Start position	Anywhere in the designated area as demonstrated			
Competitor ready condition	Rule 8.2.2 (Appendix E1) (As per photo) hands, stock touching the competitor at hip level, barrel parallel to the ground, trigger guard downwards, muzzle pointing downrange with the fingers outside trigger guard.			
Rifle position at start (Other than normal)				
Time starts	On audible signal			
Procedure	After the start signal, engage all targets. Popper P1 activates moving target T2 which remains visible at rest			
Safety angles	90 degrees left / right, top of the back berm			

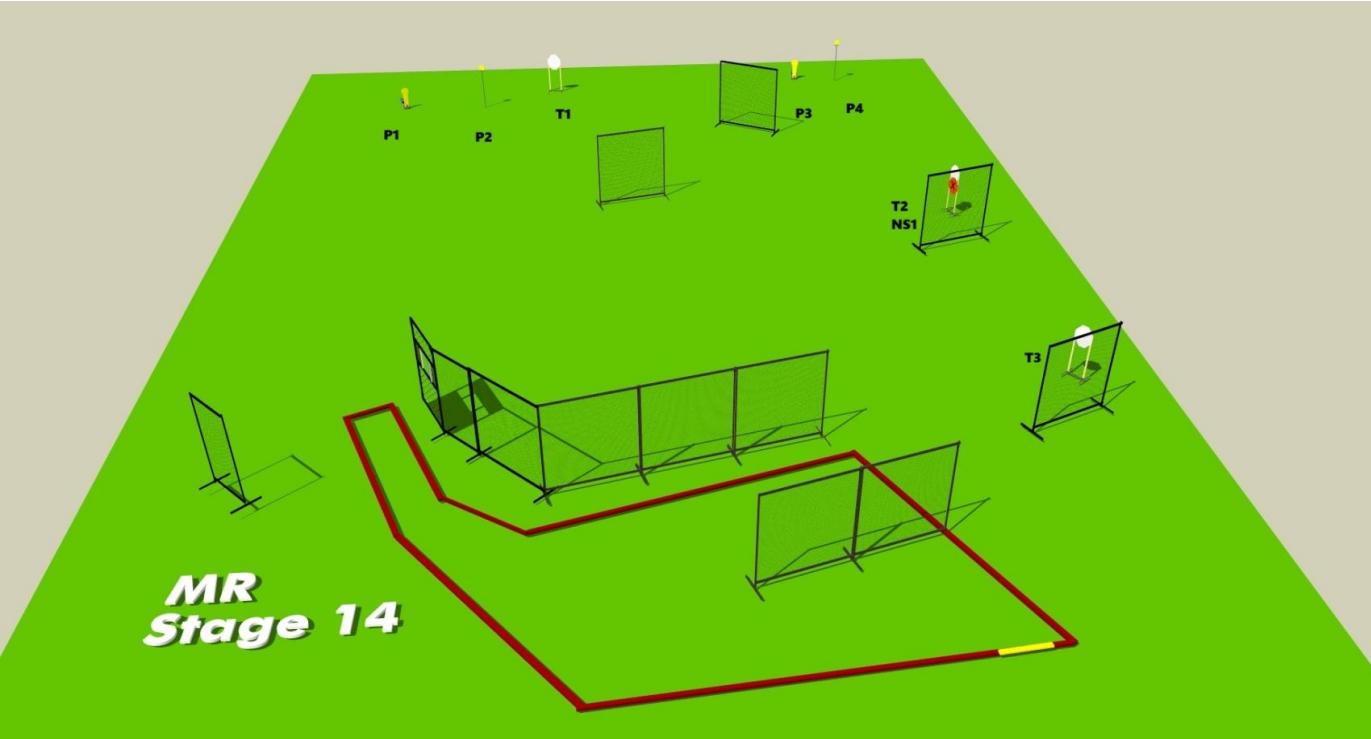






stage 13			
	  		
	18	8	2
Shooting Range Hodonice			
Stage type	Medium Course		
Targets	8 IPSC MiniTargets, 2 IPSC Minipoppers		
Minimum number of rounds	18		
Distance	30 meters		
The Rifle Ready Condition	Option 1		
Start position	Anywhere in the designated area as demonstrated		
Competitor ready condition	Rule 8.2.2 (Appendix E1) (As per photo) hands, stock touching the competitor at hip level, barrel parallel to the ground, trigger guard downwards, muzzle pointing downrange with the fingers outside trigger guard.		
Rifle position at start (Other than normal)			
Time starts	On audible signal		
Procedure	After the start signal, engage all targets.		
Safety angles	90 degrees left / right, top of the back berm		

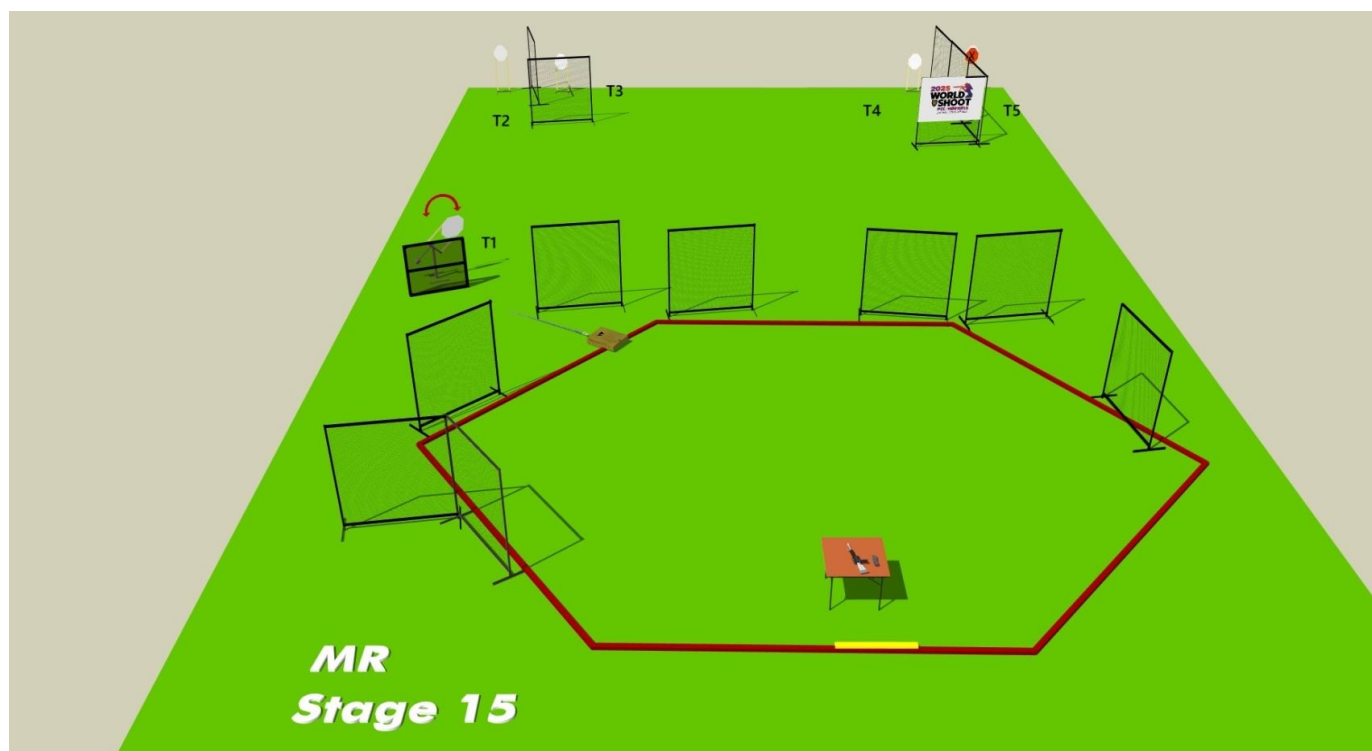





stage 14			  		
	10		3	2	2

Shooting Range Hodonice	
Stage type	Short Course
Targets	3 IPSC MiniTargets, 2 IPSC MiniPoppers, 2 IPSC MiniRifle Metal Plates
Minimum number of rounds	10
Distance	11 - 41 meters
The Rifle Ready Condition	Option 1
Start position	Standing on mark in the designated area as demonstrated
Competitor ready condition	Rule 8.2.2 (Appendix E1) (As per photo) hands, stock touching the competitor at hip level, barrel parallel to the ground, trigger guard downwards, muzzle pointing downrange with the fingers outside trigger guard.
Rifle position at start (Other than normal)	
Time starts	On audible signal
Procedure	After the start signal, engage all targets.
Safety angles	90 degrees left / right, top of the back berm

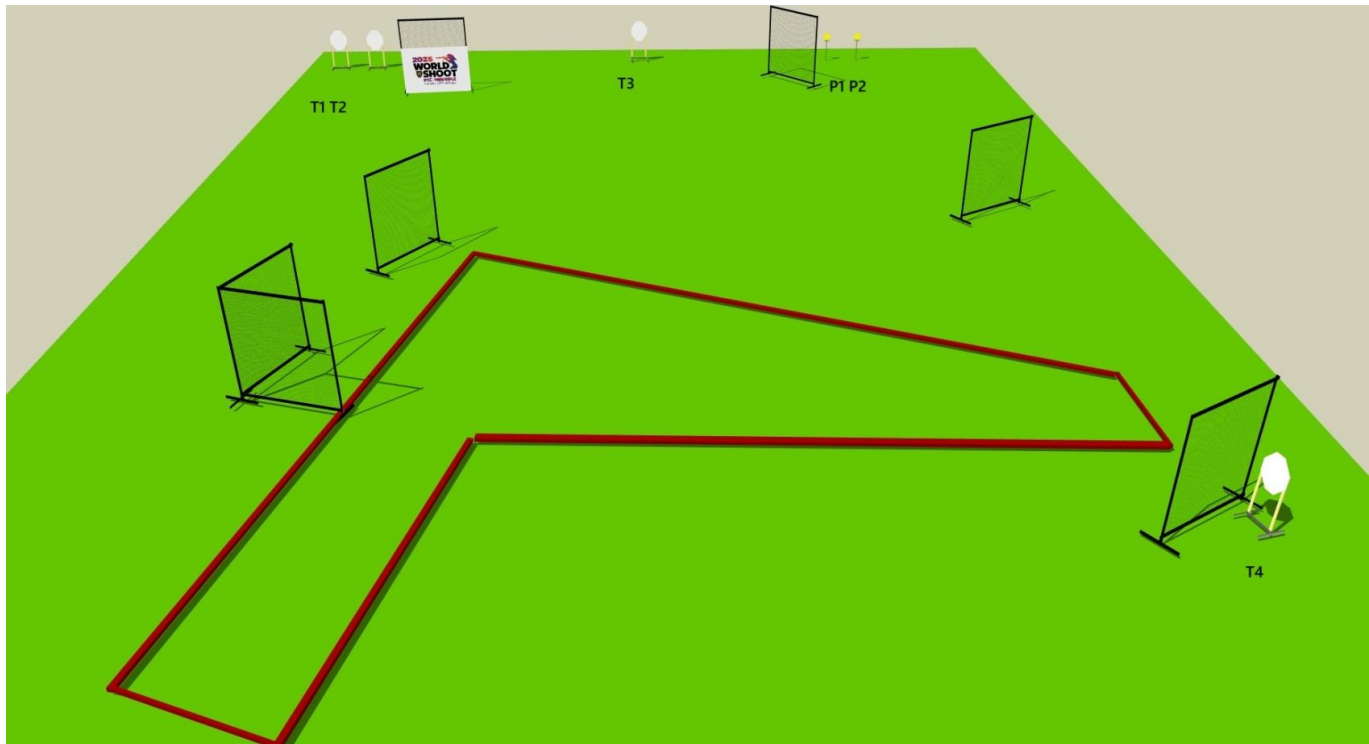





stage 15		  
	10	5
Shooting Range Hodonice		
Stage type	Short Course	
Targets	5 IPSC MiniTargets	
Minimum number of rounds	10	
Distance	8 - 28 meters	
The Rifle Ready Condition	Option 3, unloaded on the table, chamber and magwell empty	
Start position	Standing on mark in the designated area as demonstrated	
Competitor ready condition	Rule 8.2.2 (Appendix E1) (As per photo)	
Rifle position at start (Other than normal)	Rifle unloaded on the table on the mark, all magazines on the table	
Time starts	On audible signal	
Procedure	After the start signal, engage all targets. Platform activates moving target T1 which remains visible at rest	
Safety angles	90 degrees left / right, top of the back berm	



stage 16			 	
	10		4	2

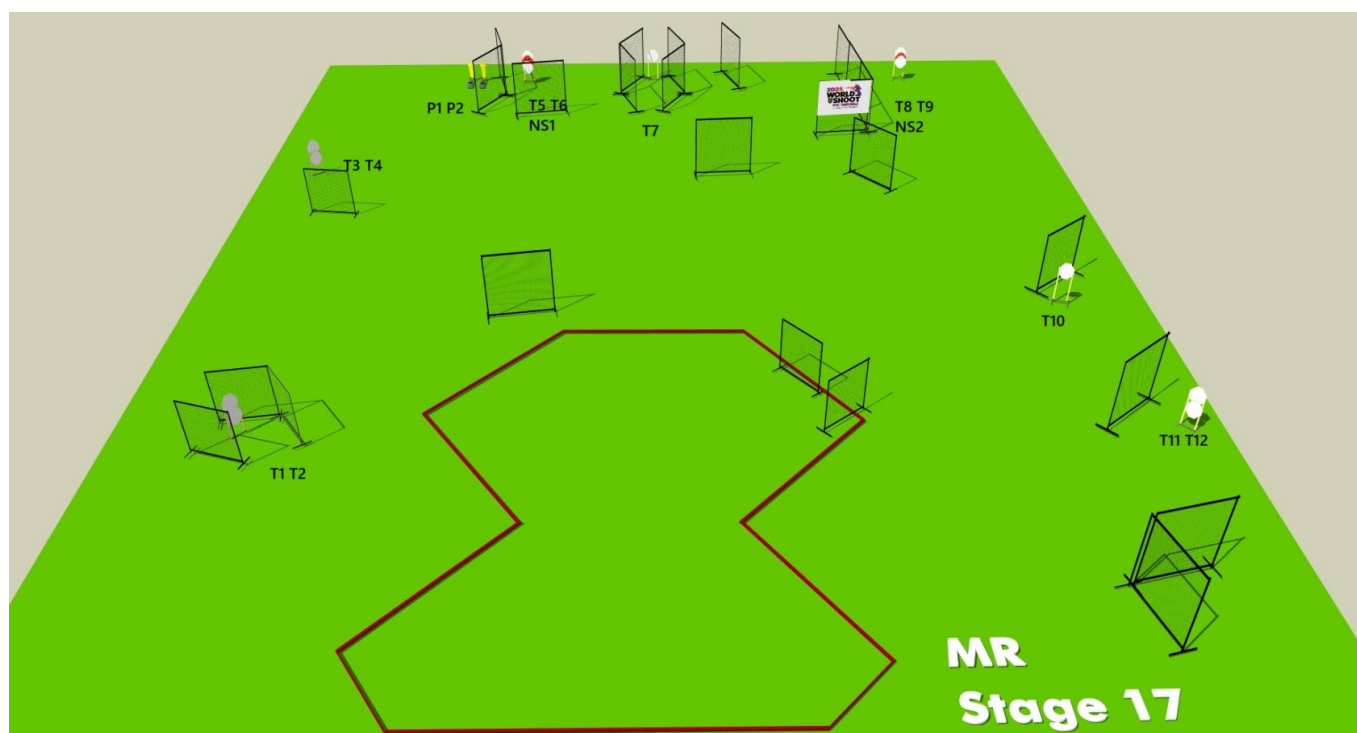
Shooting Range Hodonice	
Stage type	Short Course
Targets	4 IPSC Micro Targets, 2 IPSC MiniRifle Plates
Minimum number of rounds	10
Distance	14 - 30 meters
The Rifle Ready Condition	Option 1
Start position	Anywhere in the designated area as demonstrated
Competitor ready condition	Rule 8.2.2 (Appendix E1) (As per photo)
Rifle position at start (Other than normal)	
Time starts	On audible signal
Procedure	After the start signal, engage all targets.
Safety angles	90 degrees left / right, top of the back berm




stage 17		  	
		26	12 2

Shooting Range Hodonice

Stage type	Long Course
Targets	12 IPSC MiniTargets, 2 IPSC MiniPoppers
Minimum number of rounds	26
Distance	5 - 41 meters
The Rifle Ready Condition	Option 1
Start position	Anywhere in the designated area as demonstrated
Competitor ready condition	Rule 8.2.2 (Appendix E1) (As per photo)
Rifle position at start (Other than normal)	
Time starts	On audible signal
Procedure	After the start signal, engage all targets.
Safety angles	90 degrees left / right, top of the back berm



stage 18



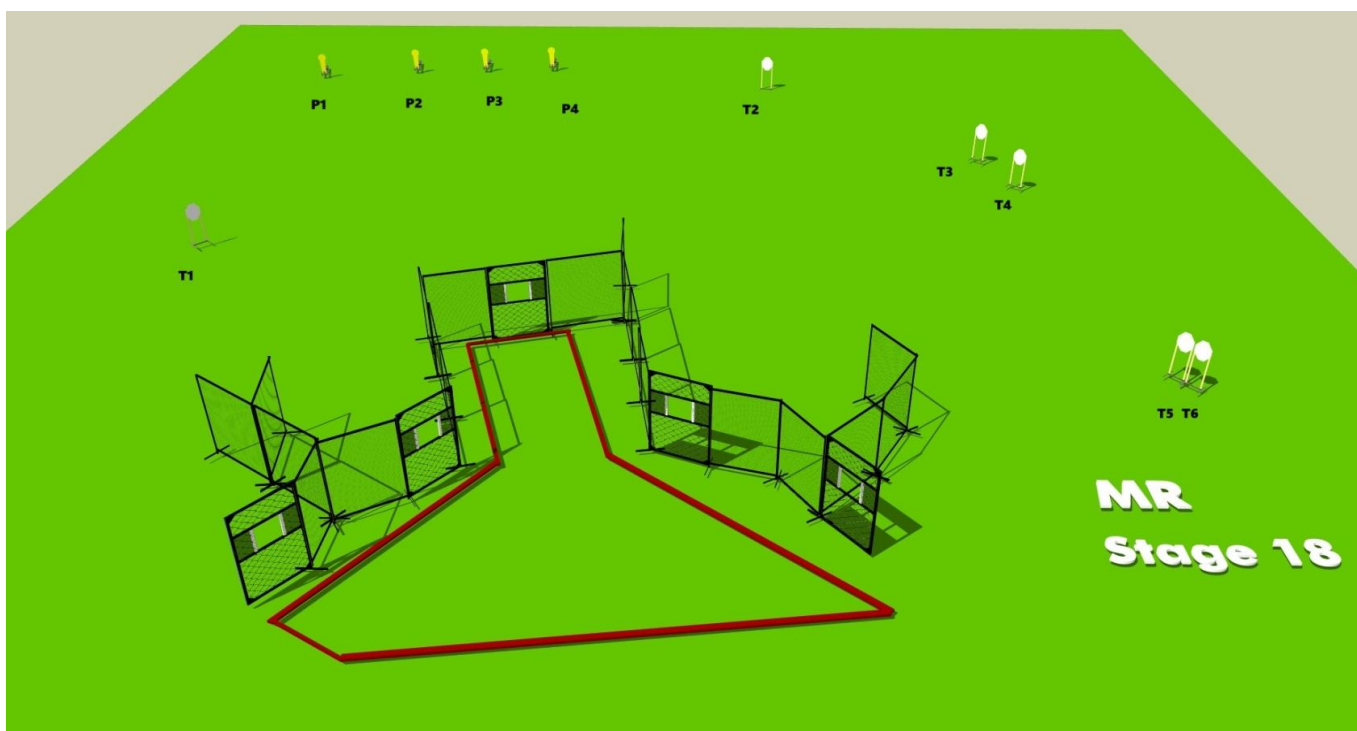
16

6


4

Shooting Range Hodonice

Stage type	Medium Course
Targets	6 IPSC MiniTargets, 4 IPSC MiniPoppers
Minimum number of rounds	16
Distance	26-51 meters
The Rifle Ready Condition	Option 1
Start position	Anywhere in the designated area as demonstrated
Competitor ready condition	Rule 8.2.2 (Appendix E1) (As per photo)
Rifle position at start (Other than normal)	
Time starts	On audible signal
Procedure	After the start signal, engage all targets.
Safety angles	90 degrees left / right, top of the back berm



stage 19



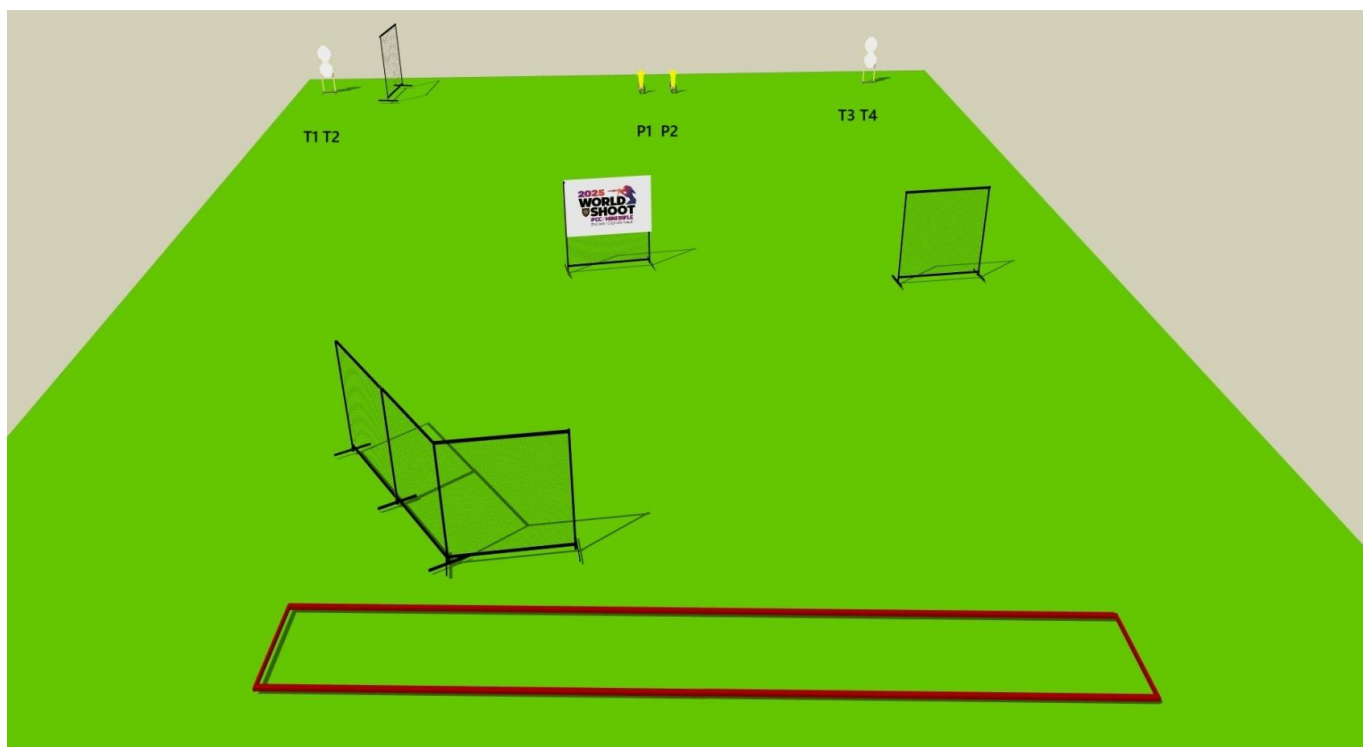
10





4

2

Shooting Range Oblekovice

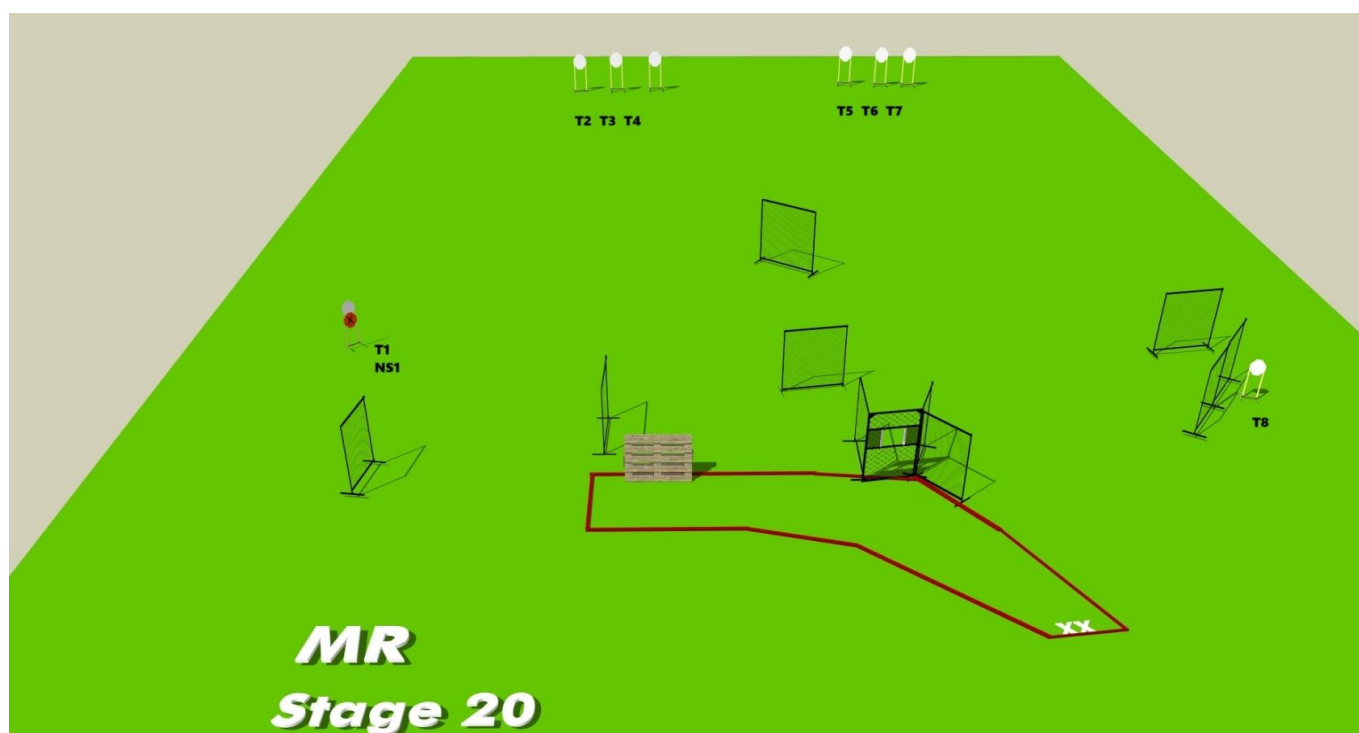
Stage type	Short Course
Targets	4 IPSC MicroTargets, 2 IPSC MiniPoppers
Minimum number of rounds	10
Distance	51 meters
The Rifle Ready Condition	Option 1
Start position	Anywhere in the designated area as demonstrated
Competitor ready condition	Rule 8.2.2 (Appendix E1) (As per photo)
Rifle position at start (Other than normal)	
Time starts	On audible signal
Procedure	After the start signal, engage all targets.
Safety angles	90 degrees left / right, top of the back berm



stage 20		  
	16	8

Shooting Range Oblekovice

Stage type	Medium Course
Targets	8 IPSC MiniTargets
Minimum number of rounds	16
Distance	26-80 meters
The Rifle Ready Condition	Option 1
Start position	Standing on mark in the designated area as demonstrated
Competitor ready condition	Rule 8.2.2 (Appendix E1) (As per photo)
Rifle position at start (Other than normal)	
Time starts	On audible signal
Procedure	After the start signal, engage all targets.
Safety angles	90 degrees left / right, top of the back berm



stage 21



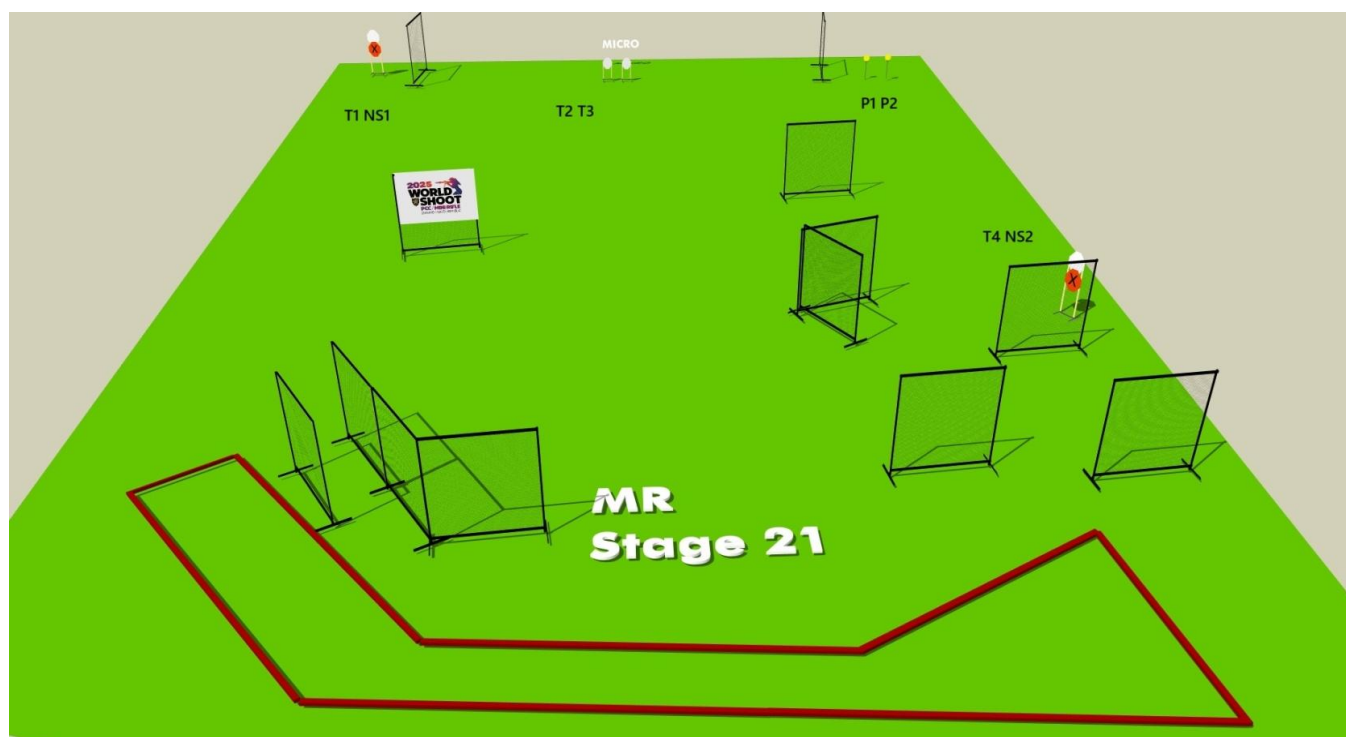
10

4

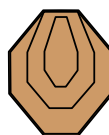
2

Shooting Range Oblekovice

Stage type	Short Course
Targets	2 IPSC MiniTargets, 2 IPSC MicroTargets, 2 IPSC MiniRifle metal Plates
Minimum number of rounds	10
Distance	15-26 meters
The Rifle Ready Condition	Option 1
Start position	Anywhere in the designated area as demonstrated
Competitor ready condition	Rule 8.2.2 (Appendix E1) (As per photo)
Rifle position at start (Other than normal)	
Time starts	On audible signal
Procedure	After the start signal, engage all targets.
Safety angles	90 degrees left / right, top of the back berm



stage 22



17

8

1

Shooting Range Oblekovice

Stage type	Medium Course
Targets	8 IPSC MicroTargets, 1 IPSC MiniPopper
Minimum number of rounds	17
Distance	8-26 meters
The Rifle Ready Condition	Option 1
Start position	Anywhere in the designated area as demonstrated
Competitor ready condition	Rule 8.2.2 (Appendix E1) (As per photo)
Rifle position at start (Other than normal)	
Time starts	On audible signal
Procedure	After the start signal, engage all targets.
Safety angles	90 degrees left / right, top of the back berm



stage 23



27

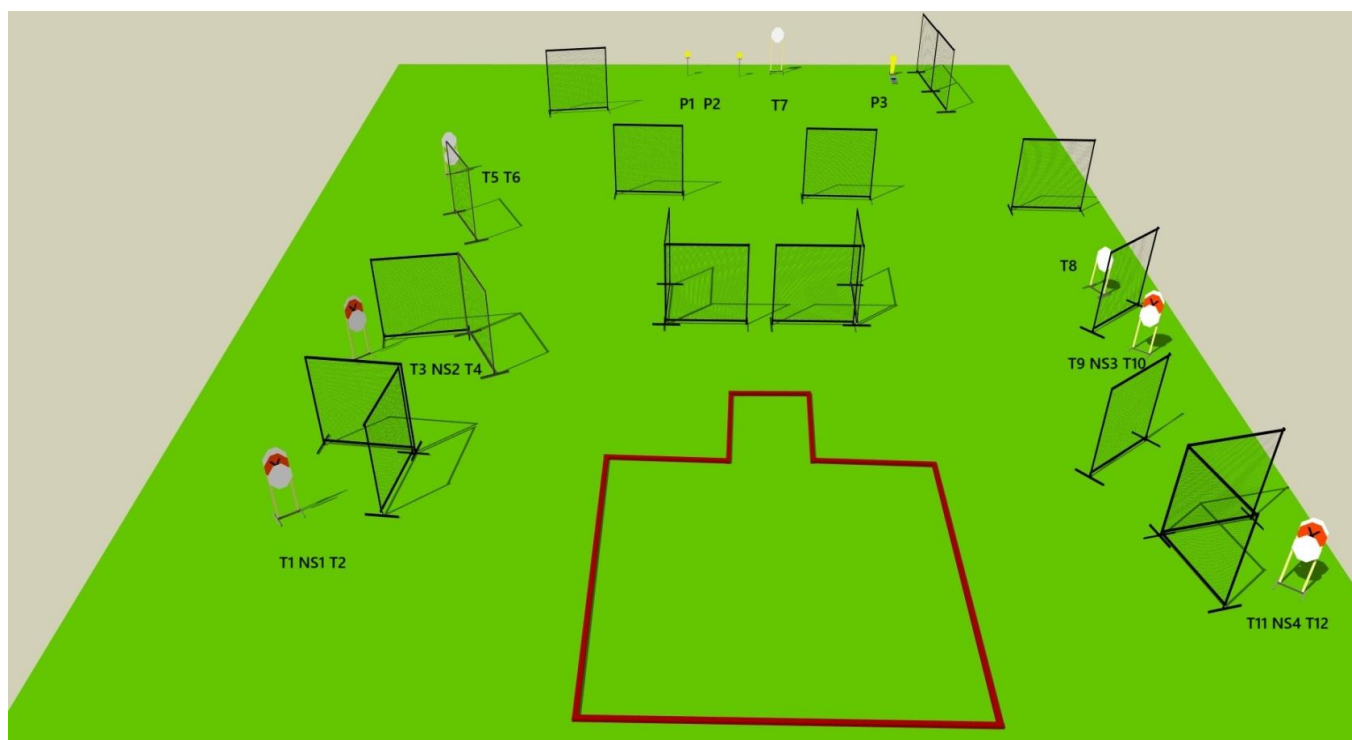
12

1

2

Shooting Range Oblekovice

Stage type	Long Course
Targets	12 IPSC MiniTargets, 1 IPSC MiniPopper, 2 IPSC MiniRifle Metal Plates
Minimum number of rounds	27
Distance	4-20 meters
The Rifle Ready Condition	Option 1
Start position	Anywhere in the designated area as demonstrated
Competitor ready condition	Rule 8.2.2 (Appendix E1) (As per photo)
Rifle position at start (Other than normal)	
Time starts	On audible signal
Procedure	After the start signal, engage all targets.
Safety angles	90 degrees left / right, top of the back berm



stage 24



10

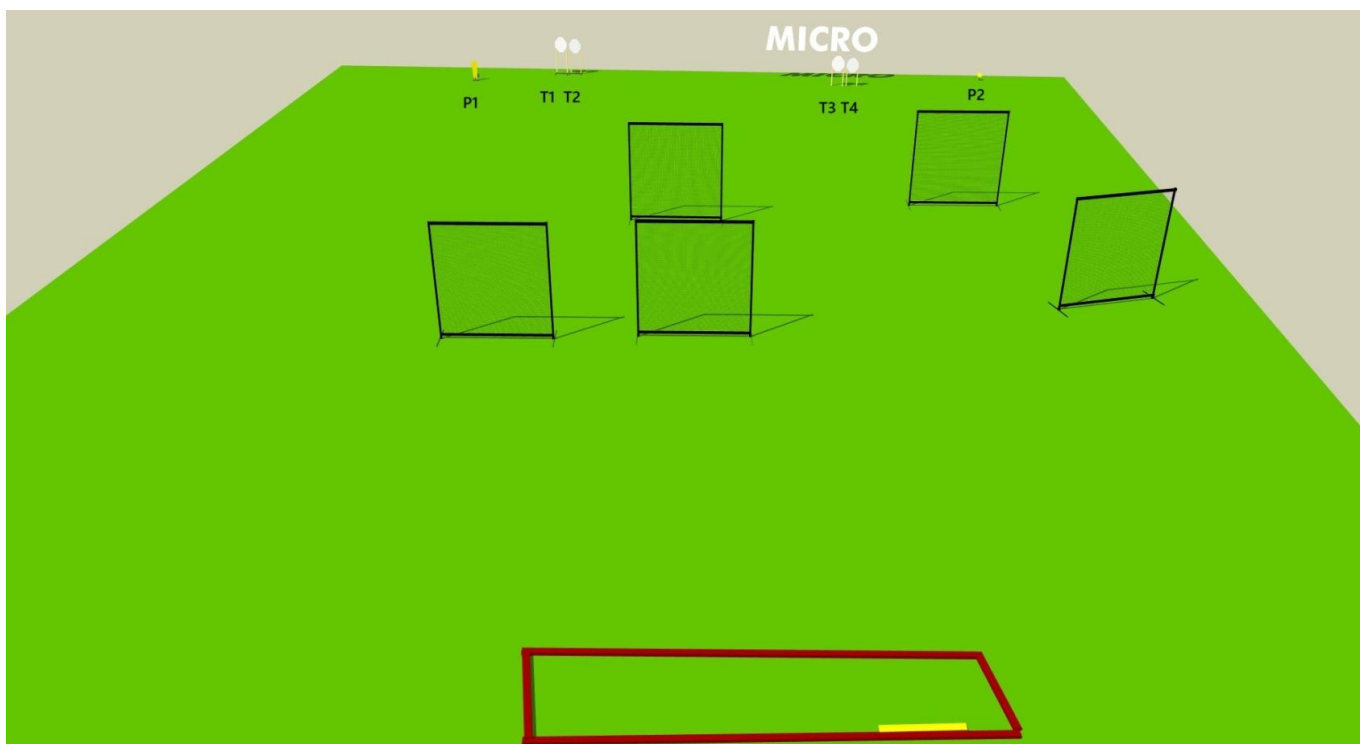
4

1


1

Shooting Range Oblekovice

Stage type	Short Course
Targets	4 IPSC MicroTargets, 1 IPSC MiniPopper, 1 IPSC MiniRifle Metal plate
Minimum number of rounds	10
Distance	11-26 meters
The Rifle Ready Condition	Option 1
Start position	Standing on mark in the designated area as demonstrated
Competitor ready condition	Rule 8.2.2 (Appendix E1) (As per photo)
Rifle position at start (Other than normal)	
Time starts	On audible signal
Procedure	After the start signal, engage all targets.
Safety angles	90 degrees left / right, top of the back berm



stage 25

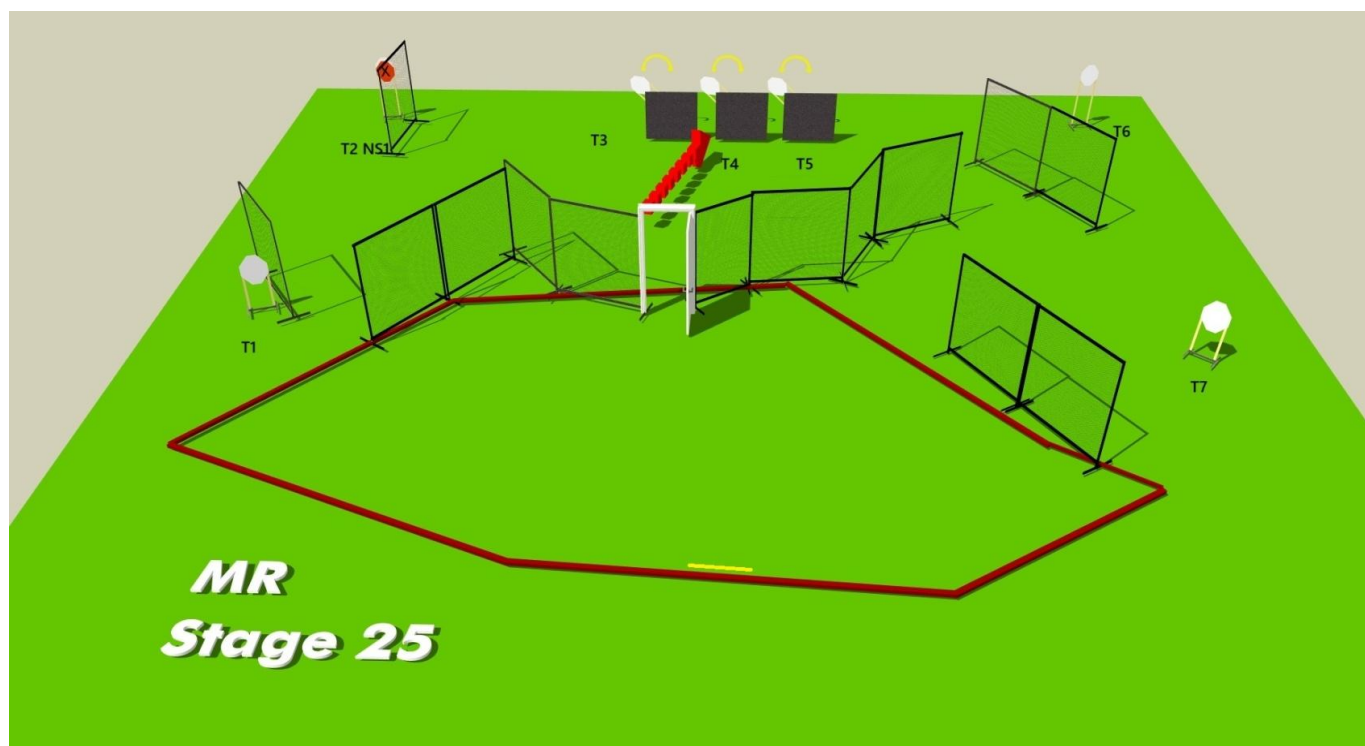






14

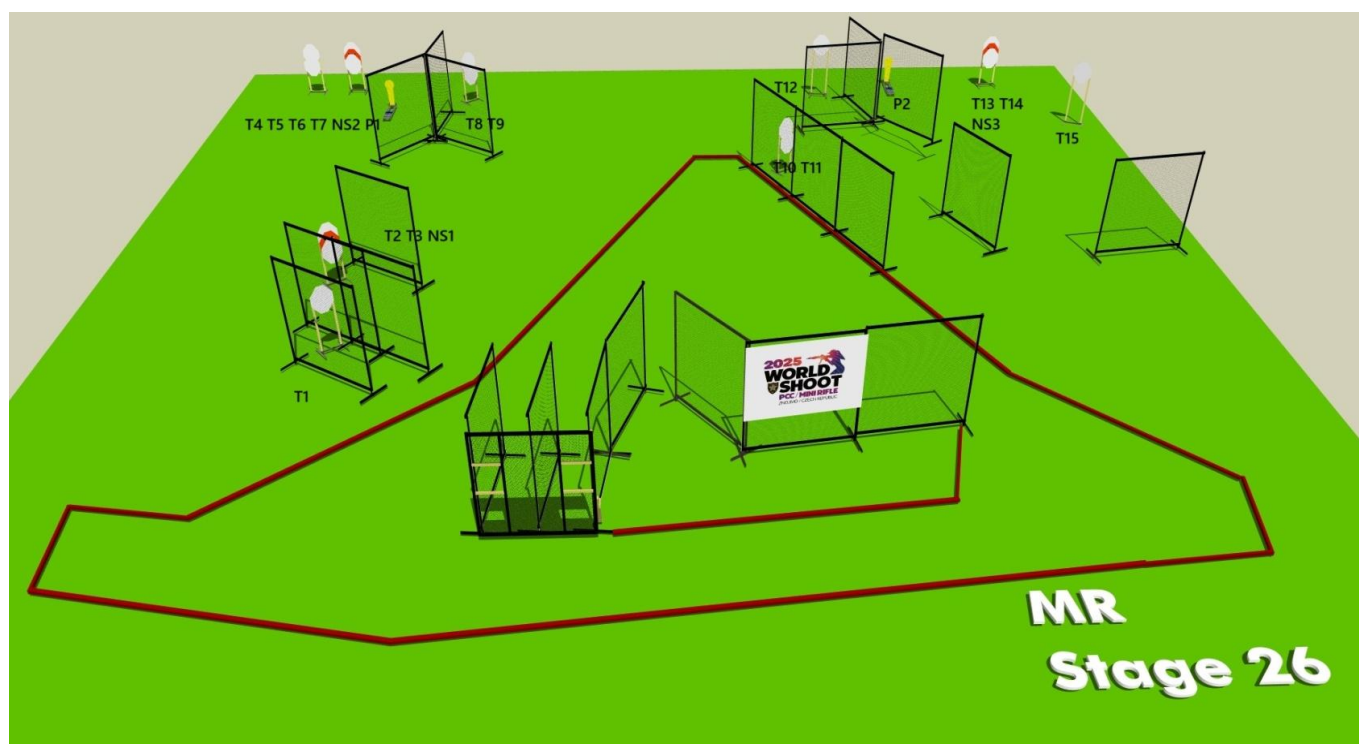
7





Shooting Range Oblekovice

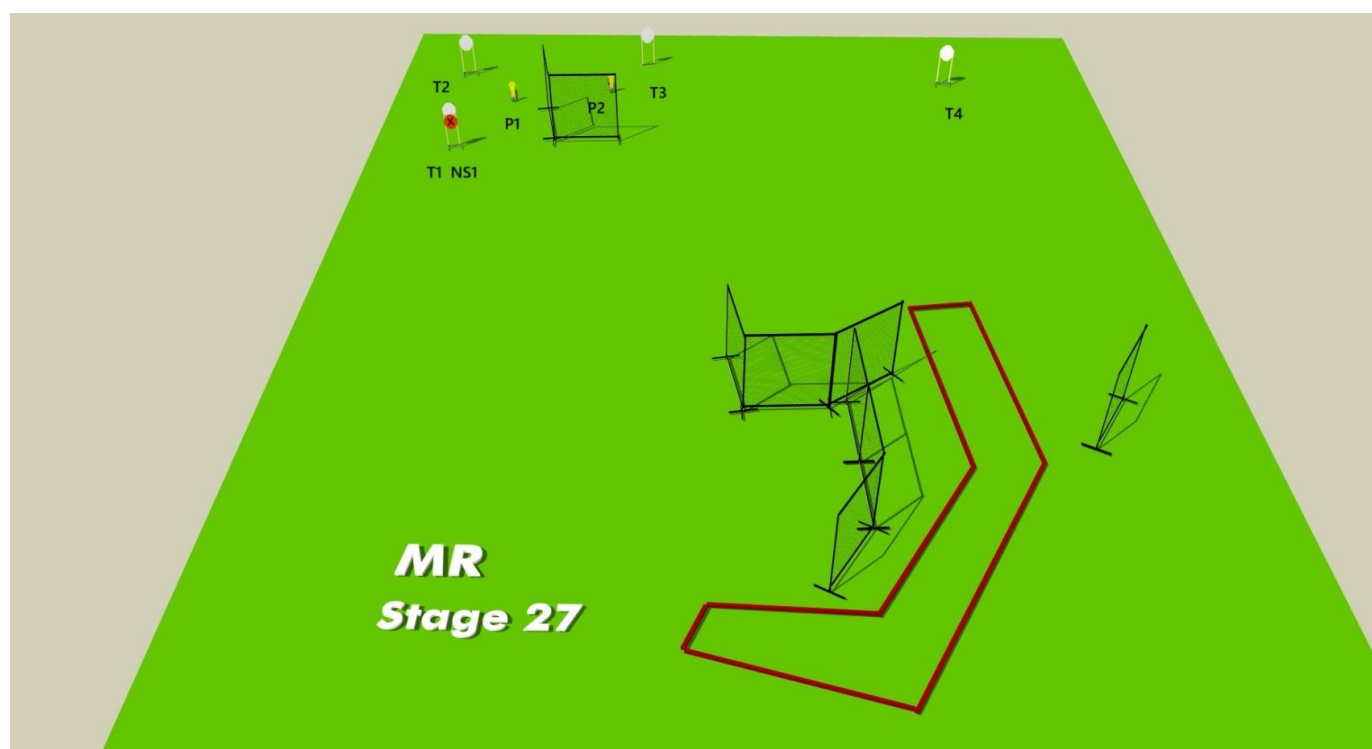
Stage type	Medium Course
Targets	7 IPSC MiniTargets
Minimum number of rounds	14
Distance	3-11 meters
The Rifle Ready Condition	Option 1
Start position	Standing on mark in the designated area as demonstrated
Competitor ready condition	Rule 8.2.2 (Appendix E1) (As per photo)
Rifle position at start (Other than normal)	
Time starts	On audible signal
Procedure	After the start signal, engage all targets. Door activates moving targets T3,T4,T5 which remains visible at rest
Safety angles	90 degrees left / right, top of the back berm







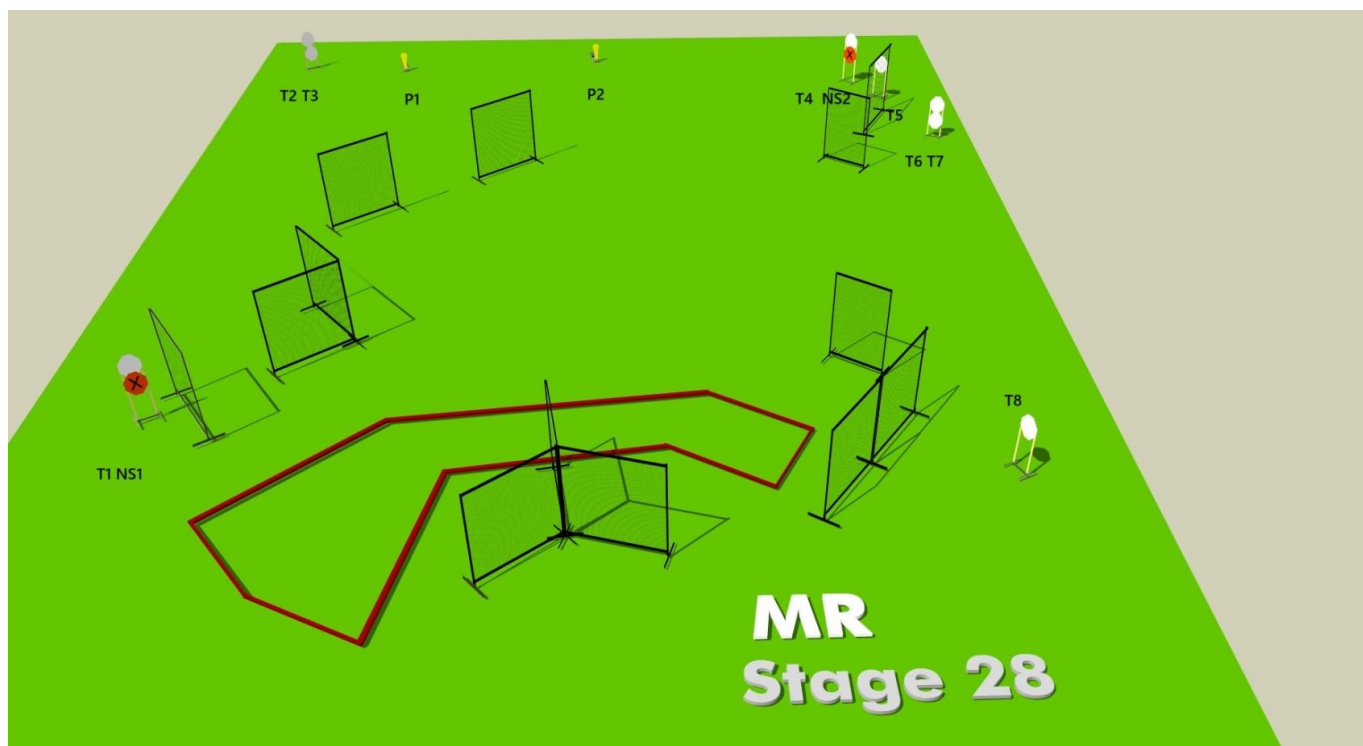
stage 26				
	32	15	2	
Shooting Range Oblekovice				
Stage type	Long Course			
Targets	15 IPSC MiniTargets, 2 IPSC MiniPoppers			
Minimum number of rounds	32			
Distance	2-26 meters			
The Rifle Ready Condition	Option 1			
Start position	Anywhere in the designated area as demonstrated			
Competitor ready condition	Rule 8.2.2 (Appendix E1) (As per photo)			
Rifle position at start (Other than normal)				
Time starts	On audible signal			
Procedure	After the start signal, engage all targets.			
Safety angles	90 degrees left / right, top of the back berm			







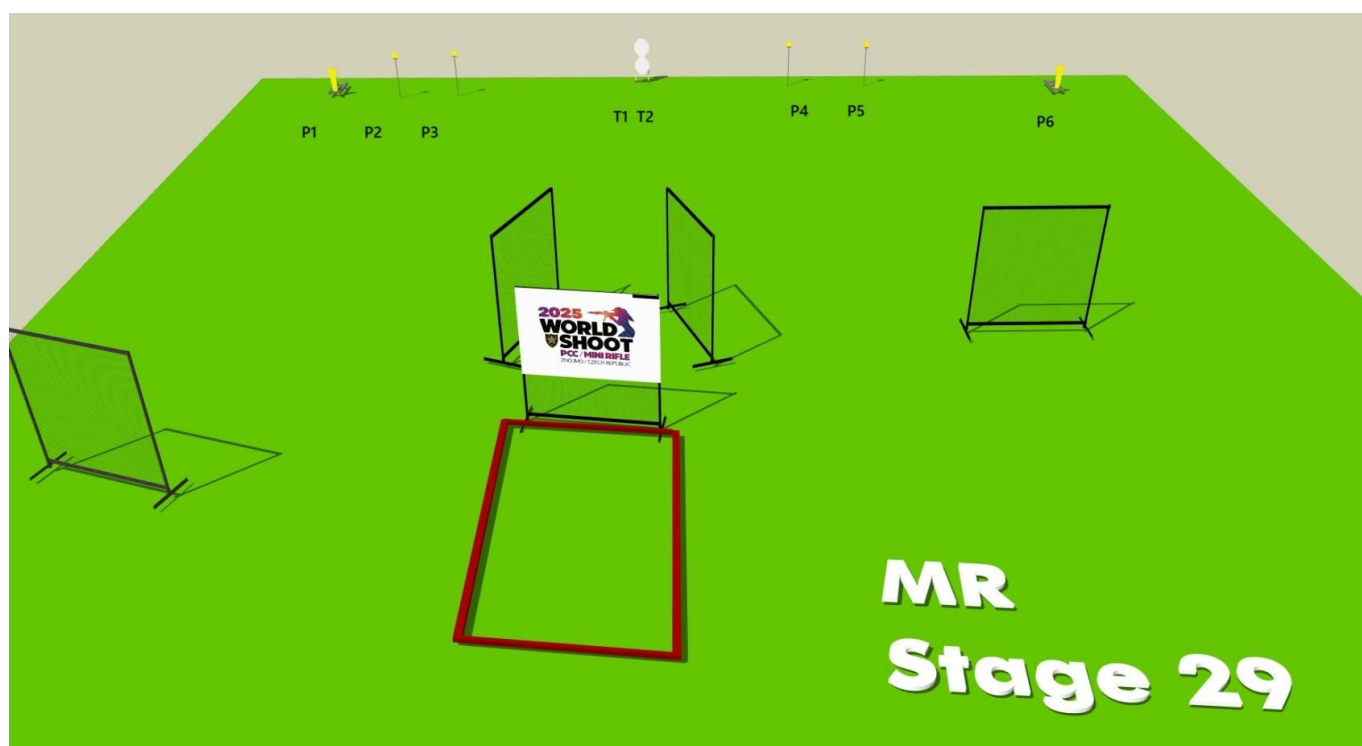
stage 27				
	10	4	2	
Shooting Range Oblekovice				
Stage type		Short Course		
Targets		4 IPSC MiniTargets, 2 IPSC MiniPoppers		
Minimum number of rounds		10		
Distance		8-18 meters		
The Rifle Ready Condition		Option 1		
Start position		Anywhere in the designated area as demonstrated		
Competitor ready condition		Rule 8.2.2 (Appendix E1) (As per photo)		
Rifle position at start (Other than normal)				
Time starts		On audible signal		
Procedure		After the start signal, engage all targets.		
Safety angles		90 degrees left / right, top of the back berm		





stage 28				
	18	8	2	
Shooting Range Oblekovice				
Stage type	Medium Course			
Targets	8 IPSC MiniTargets, 2 IPSC MiniPoppers			
Minimum number of rounds	18			
Distance	7-26 meters			
The Rifle Ready Condition	Option 1			
Start position	Anywhere in the designated area as demonstrated			
Competitor ready condition	Rule 8.2.2 (Appendix E1) (As per photo)			
Rifle position at start (Other than normal)				
Time starts	On audible signal			
Procedure	After the start signal, engage all targets.			
Safety angles	90 degrees left / right, top of the back berm			



stage 29				
	10	2	2	4
Shooting Range Oblekovice				
Stage type	Short Course			
Targets	2 IPSC MiniTargets, 2 IPSC MiniPoppers, 4 IPSC MiniRifle Metal Plates			
Minimum number of rounds	10			
Distance	15 meters			
The Rifle Ready Condition	Option 1			
Start position	Anywhere in the designated area as demonstrated			
Competitor ready condition	Rule 8.2.2 (Appendix E1) (As per photo)			
Rifle position at start (Other than normal)				
Time starts	On audible signal			
Procedure	After the start signal, engage all targets.			
Safety angles	90 degrees left / right, top of the back berm			



stage 30		
	8	4
Shooting Range Oblekovice		
Stage type	Short Course	
Targets	4 IPSC Targets	
Minimum number of rounds	8	
Distance	11 meters	
The Rifle Ready Condition	Option 1	
Start position	Standing on mark in the designated area as demonstrated.	
Competitor ready condition	Rule 8.2.2 (Appendix E1) (As per photo)	
Rifle position at start (Other than normal)		
Time starts	On audible signal	
Procedure	Platform A1 activates targets T2 , T3 Platform A2 activates target T4 All moving targets remains visible at the end of the movement.	
Safety angles	90 degrees left / right, top of the back berm	

